

# Maths Picture Puzzle 1

Each of the objects in the grid represents a number from 1 to 9.

The numbers on the right and the bottom of the grid are the **totals** you would get if you were to **add** the numbers represented by each object together in the row or column.

Can you use this information to work out which number each object represents?!



				26
				16
				27
				23
				24
				10
26	37	36	27	

	=
	=
	=
	=
	=
	=
	=
	=
	=

# Maths Picture Puzzle 2

Each of the objects in the grid represents a number from 1 to 9.

The numbers on the right and the bottom of the grid are the **totals** you would get if you were to **add** the numbers represented by each object together in the row or column.

Can you use this information to work out which number each object represents?!












				24
				17
				22
				20
				19
				32
39	45	33	17	

	=
	=
	=
	=
	=
	=
	=
	=
	=

## Maths Picture Puzzle 1 ANSWERS

Here are the  
answers to my  
picture puzzle -  
how did you do?!












	= 5
	= 9
	= 4
	= 8
	= 3
	= 7
	= 2
	= 6
	= 1

## Maths Picture Puzzle 2 ANSWERS

Here are the  
answers to my  
picture puzzle -  
how did you do?!



	= 5
	= 4
	= 6
	= 3
	= 7
	= 2
	= 8
	= 1
	= 9